

GROW LONDON LOCAL BOROUGH UPDATES

October – December 2025



GROW  **LOCAL**
LONDON



Introduction

There are more than one million Small and Medium Enterprises (SMEs) and entrepreneurs in London, employing thousands of people and playing a key role at the heart of their local communities. The success of these businesses is imperative to London's economy, society and culture. And yet it's often difficult for them to find and access the right support at the right time.

Grow London Local is the one place to get free access to support needed to help entrepreneurs in London start and grow a business. It is a free programme delivered by London & Partners, the growth agency for London.

Our mission is to help small and micro businesses to thrive in the capital by providing expert business support and opportunities for founders to connect with like-minded entrepreneurs at local events or drop-in sessions.

The Grow London Local Community



 Coffee Friday at Art Parc Harrow, Harrow



 Coffee Friday at Santander Cafe, Camden



 Meet the Founder Event at City Lit College, Holborn




 Coffee Friday at Caddi Club, Wimbledon




 Coffee Friday at Great Western Studio, Kensington & Chelsea



 Coffee Friday at Patch, Twickenham, Richmond

Total since Grow London Local Launch



Net Promoter Score from entrepreneurs supported – considered “**excellent**” by industry standards.



87% of entrepreneurs supported in person are from an ethnic minority, female or have a disability.



Helped
37,000+
entrepreneurs to access support



Entrepreneurs attended our community events – including Coffee Fridays – or visited one of our “hubs”.



entrepreneurs reached



support providers across London boroughs, FE colleges, universities, chambers of commerce, business improvement districts, charities and businesses.



Pan-London impact

October – December 2025

Entrepreneurs reached



29,314
Digital



2,384
In-person



31,698
Total

Entrepreneurs helped



3,493
Digital



1,652
In-person



5,145
Total

Ethnic minority



Female



Disabled



Top sectors supported

1. Business & Professional services
2. Food & drink
3. Health, fitness & wellness

Most in demand areas of business support

1. Marketing
2. Finance
3. Planning

Entrepreneurs supported by business stage



43% Pre-start up



57% SME





SOUTH LONDON PARTNERSHIP

Activity within the region



10% Disabled



56% Female



63% Ethnic minority

*Equalities data of entrepreneurs helped since launch

206

Entrepreneurs helped **October - December**



1,551

Entrepreneurs helped **since launch**



Danny Gomez, Business Support Manager

Activity across South London Partnership



We developed a new relationship with **Kingston University**, attending their student and staff expo to promote Grow London Local. Discussions are now underway to collaborate on their Grow Your Own Business programme to support emerging student entrepreneurs.



Grow London Local's partnership with **Creating Future Opportunities (CFO) /Reed** facilitated activities across multiple boroughs, offering drop-in sessions and support for ex-offenders seeking to re-enter the workforce.



Participated in events including the **South London Skills Summit, Sutton Jobs Fair, and Kingston Business Expo** enabled Grow London Local to engage stakeholders, promote services, and connect with local businesses and students.



Developed a relationship with **Roehampton University** to explore ways for Grow London Local to support local businesses in the Richmond area.

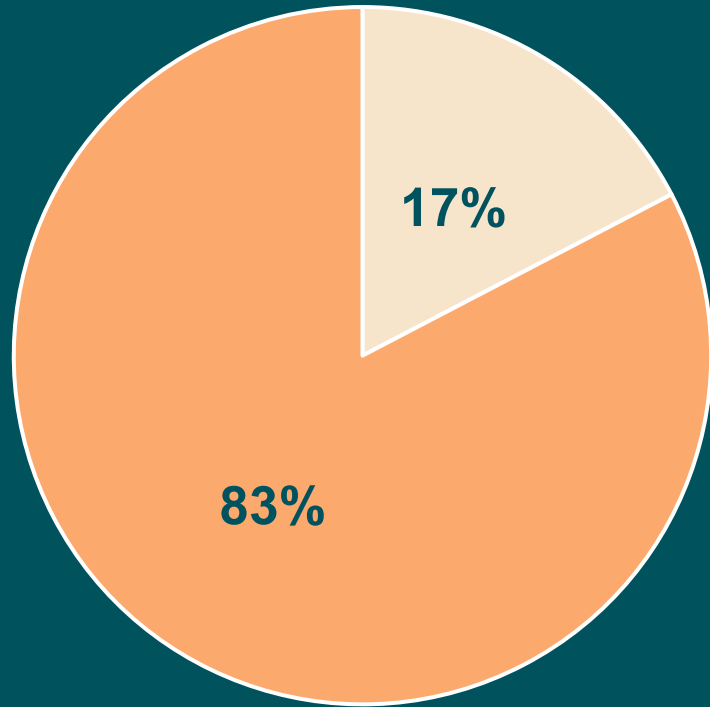


We held three **Coffee Fridays** in the region including our first collaboration with **Sutton Oru**, attended by 34 entrepreneurs, Assembly Member Neil Garratt and the Federation of Small Businesses. Future collaboration is under discussion.

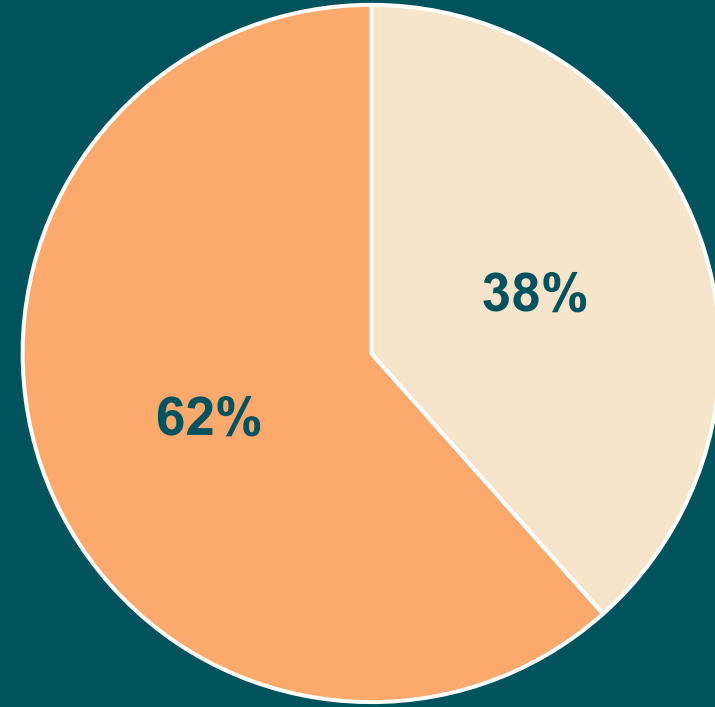
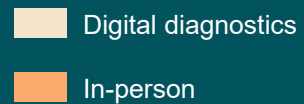


Delivered a presentation at the Talk Money Week event at **Sutton College / Step Ahead** and held a drop-in session at **South Thames College Group** to help entrepreneurial students and local residents understand more about Grow London Local.

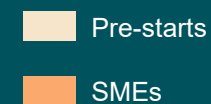
South London Partnership Regional Statistics



Digital diagnostics vs In-person



Pre-start vs SMEs



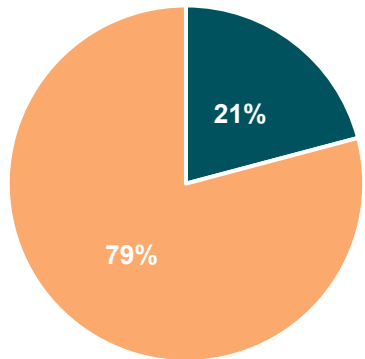
Richmond upon Thames

Number of entrepreneurs helped since launch



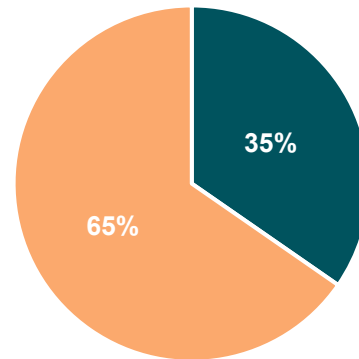
Equalities data of entrepreneurs helped since launch

Digital diagnostic vs In-person



Digital diagnostic
In-person

Pre-starts vs SMEs



Pre-starts
SMEs



Top 3 areas of support requested

Marketing
Finance
Planning



Top sectors helped by Grow London Local

Business & professional services
Creative & media
Retail, other

Kingston upon Thames

Number of entrepreneurs helped since launch



10%
Disabled



54%
Female



56%
Ethnic minority

26



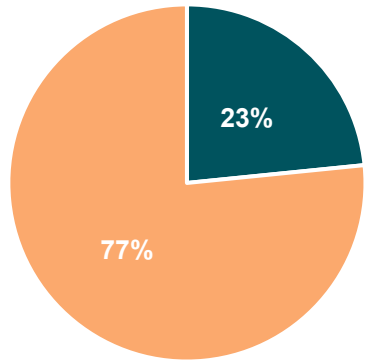
235

Entrepreneurs
helped **October -
December**

Entrepreneurs
helped **since launch**

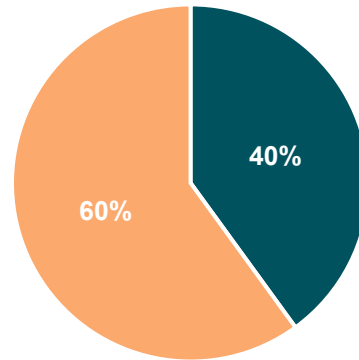
Equalities data of entrepreneurs helped since launch

Digital diagnostic vs In-person



Digital diagnostic
In-person

Pre-starts vs SMEs



Pre-starts
SMEs



Top 3 areas of support requested

Marketing
Finance
Planning



Top sectors helped by Grow London Local

Business & professional services
Retail, other
Creative & media

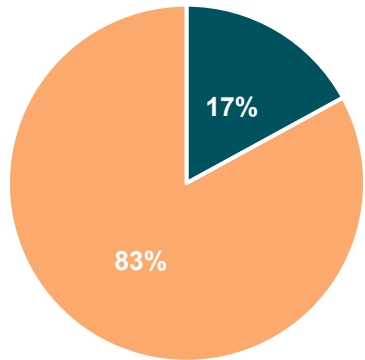
Merton

Number of entrepreneurs helped since launch



Equalities data of entrepreneurs helped since launch

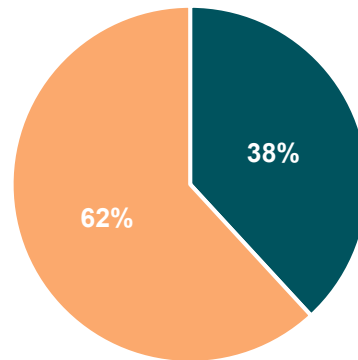
Digital diagnostic vs In-person



Digital diagnostic

In-person

Pre-starts vs SMEs



Pre-starts

SMEs



Top 3 areas of support requested

- Marketing
- Finance
- Planning



Top sectors helped by Grow London Local

- Retail, other
- Business & professional services
- Creative & media

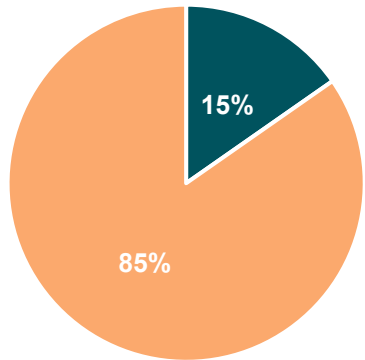
Sutton

Number of entrepreneurs helped since launch



Equalities data of entrepreneurs helped since launch

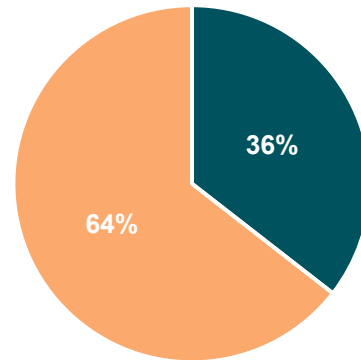
Digital diagnostic vs In-person



Digital diagnostic

In-person

Pre-starts vs SMEs



Pre-starts

SMEs



Top 3 areas of support requested

- Marketing
- Finance
- Planning



Top sectors helped by Grow London Local

- Creative & media
- Business & professional services
- Retail, other

Croydon

Number of entrepreneurs helped since launch



12%
Disabled



53%
Female



76%
Ethnic minority

83

Entrepreneurs
helped **October -
December**

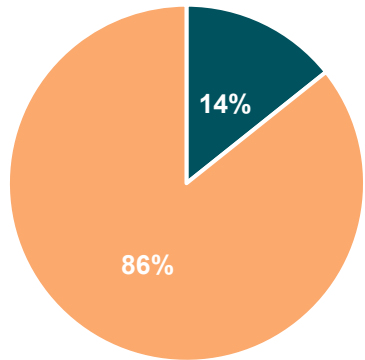




609

Entrepreneurs
helped **since launch**

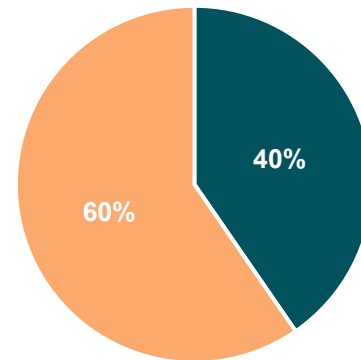
Equalities data of entrepreneurs helped since launch

Digital diagnostic vs In-person



 Digital diagnostic
 In-person

Pre-starts vs SMEs



 Pre-starts
 SMEs



Top 3 areas of support requested

Marketing
Finance
Planning



Top sectors helped by Grow London Local

Retail, other
Business & professional services
Creative & media



CENTRAL LONDON FORWARD

Activity within the region



12%
Disabled



56%
Female



60%
Ethnic minority

*Equalities data of entrepreneurs helped since launch

830

Entrepreneurs
helped **October -
December**



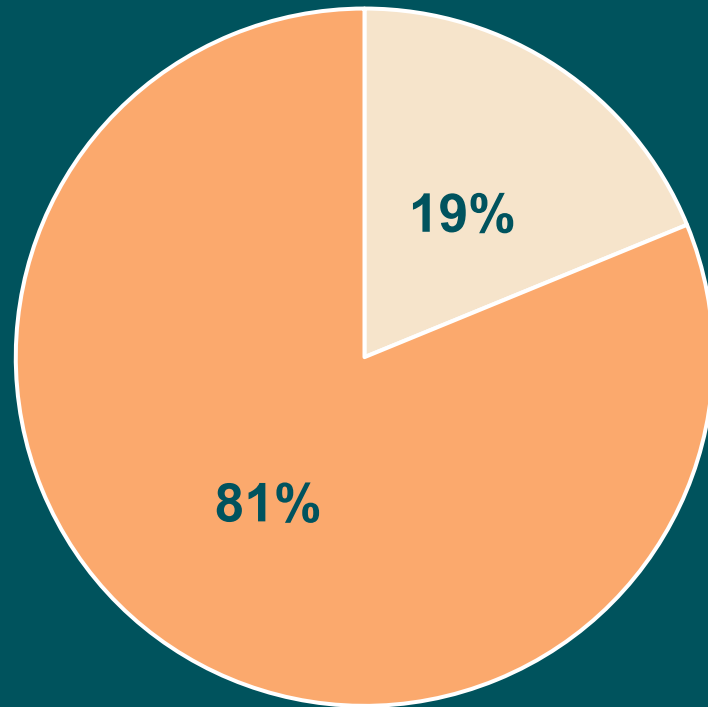
7,010

Entrepreneurs
helped **since launch**





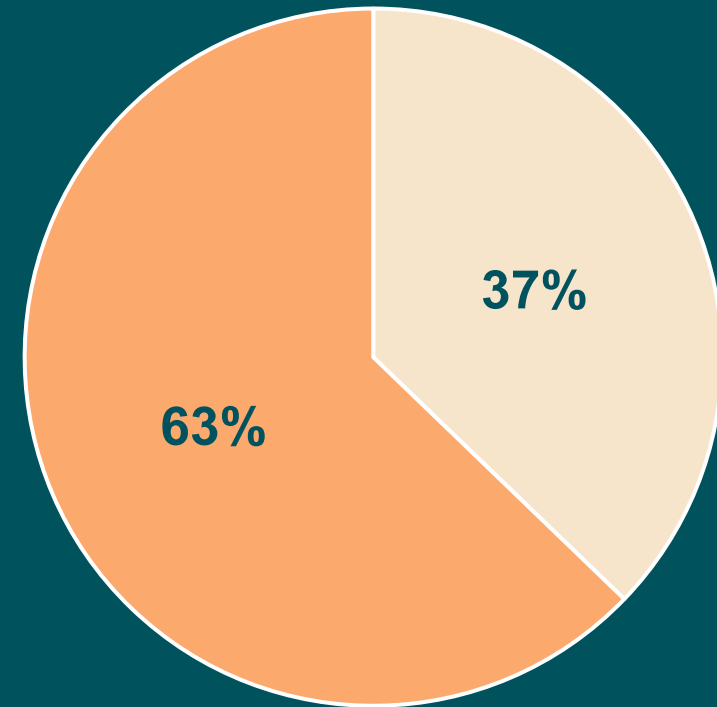
Monowar Hossen, Business Support Manager

Central London Forward Regional Statistics





Digital diagnostics vs In-person

-  Digital diagnostics
-  In-person



Pre-start vs SMEs

-  Pre-starts
-  SMEs

Activity across Central London Forward



Grow London Local presented an award at the **Lewisham Business Awards** for the second year in a row. This offered an opportunity to connect with local businesses and strengthen relationships within the borough.



We organised eight **Coffee Friday** events across the region enabling local businesses to build networks. Attendees included Assembly Members Joanne McCartney, Sem Moema, Anne Clark, James Small-Edwards and Councillor Sabrina Francis from Camden Council.



Established monthly Small Business support Hub at **Clockwise Wood Green** in Haringey and hosted the first session in December.



Grow London Local was invited to exhibit at **Small Business Research Enterprise Centre, Tower Hamlets Business Project Lunch and Job fair at Kensington & Chelsea**, to promote our services.



Continued to work with **Tooting Works**, holding two drop-in sessions for workspace tenants. We also hosted a Coffee Friday event there in October.



As part of our commitment to supporting diverse founders, we hosted two **Meet The Founder events**; one for disabled entrepreneurs at City Lit and one for Black and ethnic minority founders at Africa Centre. The events attracted over 65 attendees in total.

Haringey

Number of entrepreneurs helped since launch



13%
Disabled



60%
Female



55%
Ethnic minority

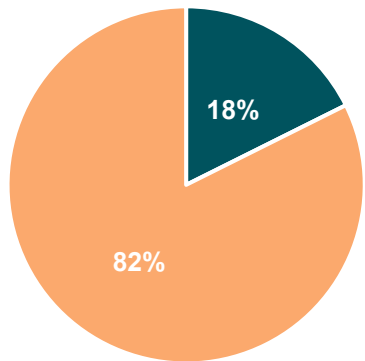
70 ➔ 448



Entrepreneurs
helped **October -
December**

Entrepreneurs
helped **since launch**

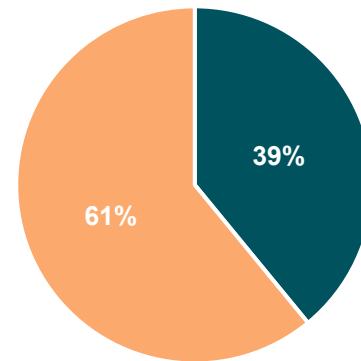
Equalities data of entrepreneurs helped since launch

Digital diagnostic vs In-person



 Digital diagnostic
 In-person

Pre-starts vs SMEs



 Pre-starts
 SMEs



Top 3 areas of support requested

Marketing
Finance
Planning



Top sectors helped by Grow London Local

Creative & media
Business & professional services
Retail, other

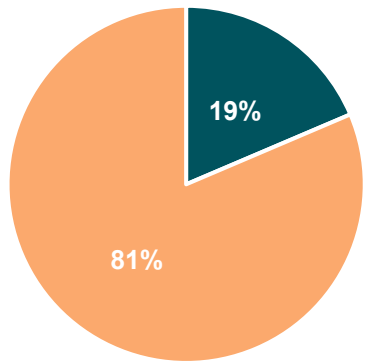
Hackney

Number of entrepreneurs helped since launch



Equalities data of entrepreneurs helped since launch

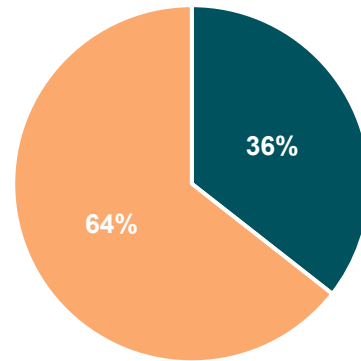
Digital diagnostic vs In-person



Digital diagnostic

In-person

Pre-starts vs SMEs



Pre-starts

SMEs



Top 3 areas of support requested

- Marketing
- Finance
- Planning



Top sectors helped by Grow London Local

- Creative & media
- Business & professional services
- Retail, other

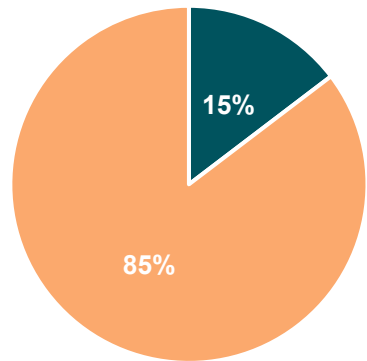
Tower Hamlets

Number of entrepreneurs helped since launch



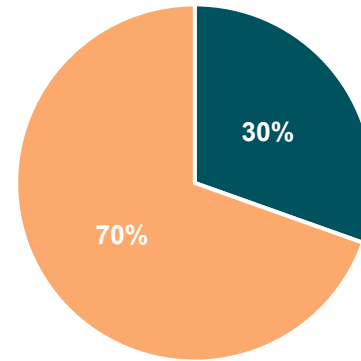
Equalities data of entrepreneurs helped since launch

Digital diagnostic vs In-person



Digital diagnostic
In-person

Pre-starts vs SMEs



Pre-starts
SMEs



Top 3 areas of support requested

- Marketing
- Finance
- Planning



Top sectors helped by Grow London Local

- Business & professional services
- Retail, other
- Creative & media

Camden

Number of entrepreneurs helped since launch



12%
Disabled



57%
Female



47%
Ethnic minority

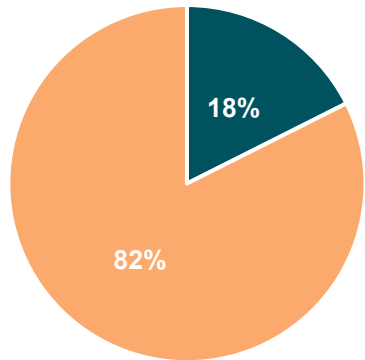
74 → 637

Entrepreneurs
helped **October -
December**

Entrepreneurs
helped **since launch**

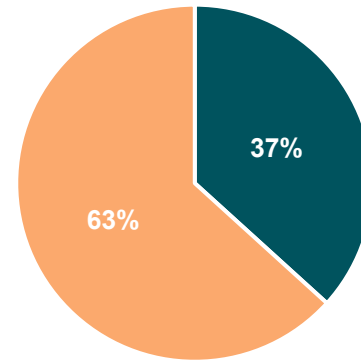
Equalities data of entrepreneurs helped since launch

Digital diagnostic vs In-person



Digital diagnostic
In-person

Pre-starts vs SMEs



Pre-starts
SMEs



Top 3 areas of support requested

Marketing
Finance
Digital



Top sectors helped by Grow London Local

Creative & media
Retail, other
Business & professional services

Islington

Number of entrepreneurs helped since launch



13%
Disabled



53%
Female



58%
Ethnic minority

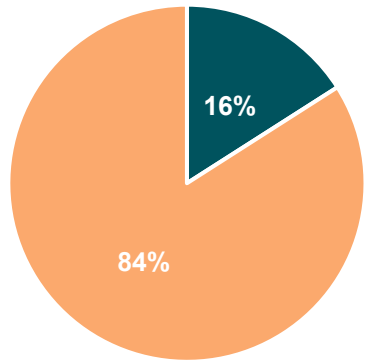
71 → 758



Entrepreneurs
helped **October -
December**

Entrepreneurs
helped **since launch**

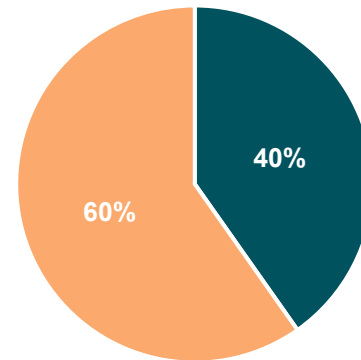
Equalities data of entrepreneurs helped since launch

Digital diagnostic vs In-person



 Digital diagnostic
 In-person

Pre-starts vs SMEs



 Pre-starts
 SMEs



Top 3 areas of support requested

Marketing
Finance
Planning

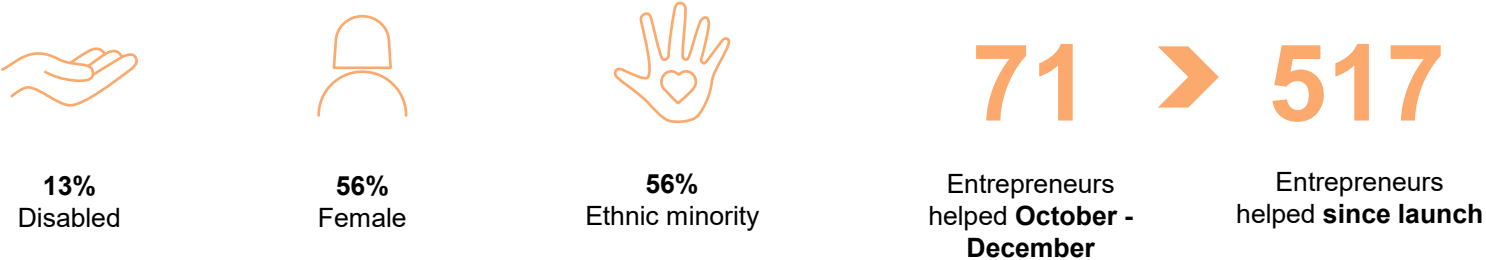


Top sectors helped by Grow London Local

Creative & media
Retail, other
Business & professional services

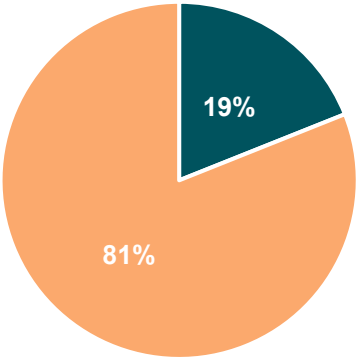
Westminster

Number of entrepreneurs helped since launch



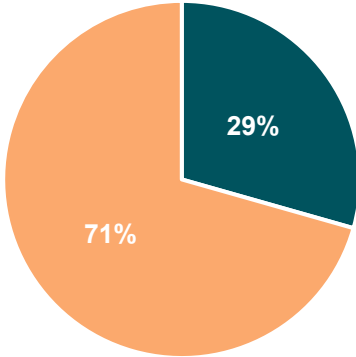
Equalities data of entrepreneurs helped since launch

Digital diagnostic vs In-person



Digital diagnostic
In-person

Pre-starts vs SMEs



Pre-starts
SMEs



Top 3 areas of support requested

- Marketing
- Finance
- Planning



Top sectors helped by Grow London Local

- Business & professional services
- Creative & media
- Retail, other

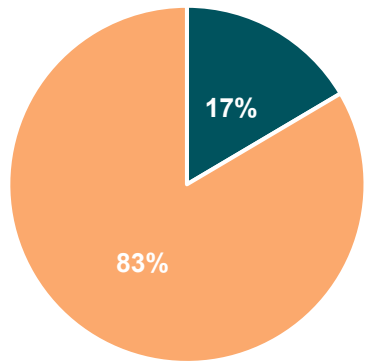
Kensington & Chelsea

Number of entrepreneurs helped since launch



Equalities data of entrepreneurs helped since launch

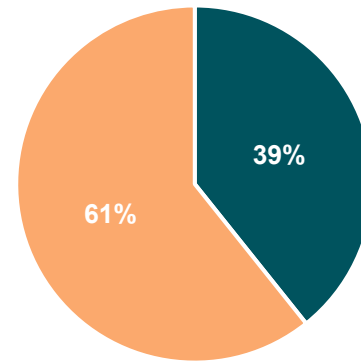
Digital diagnostic vs In-person



Digital diagnostic

In-person

Pre-starts vs SMEs



Pre-starts

SMEs



Top 3 areas of support requested

- Marketing
- Finance
- Planning



Top sectors helped by Grow London Local

- Creative & media
- Business & professional services
- Retail, other

Southwark

Number of entrepreneurs helped since launch



12%
Disabled



59%
Female



62%
Ethnic minority

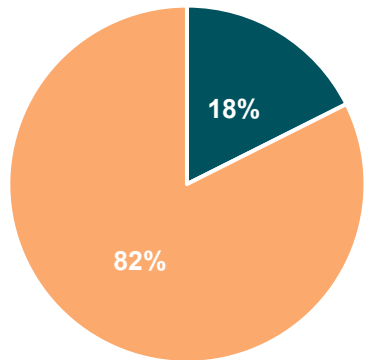
77 ➔ 756

Entrepreneurs
helped **October -
December**

Entrepreneurs
helped **since launch**

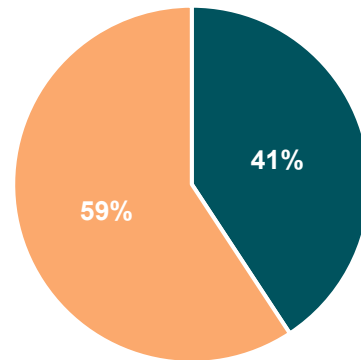
Equalities data of entrepreneurs helped since launch

Digital diagnostic vs In-person



Digital diagnostic
In-person

Pre-starts vs SMEs



Pre-starts
SMEs



Top 3 areas of support requested

Marketing
Finance
Planning



Top sectors helped by Grow London Local

Creative & media
Retail, other
Business & professional services

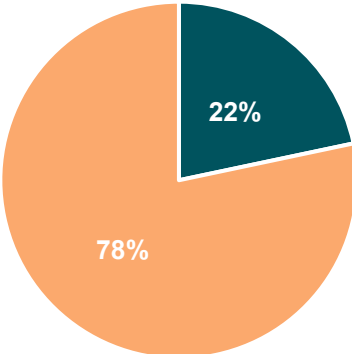
Wandsworth

Number of entrepreneurs helped since launch



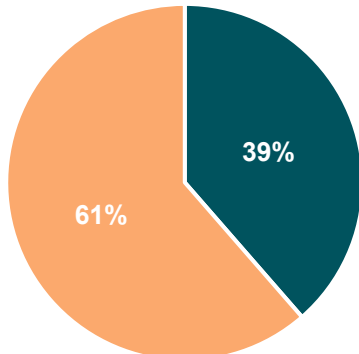
Equalities data of entrepreneurs helped since launch

Digital diagnostic vs In-person



Digital diagnostic
In-person

Pre-starts vs SMEs



Pre-starts
SMEs



Top 3 areas of support requested

- Marketing
- Finance
- Planning



Top sectors helped by Grow London Local

- Retail, other
- Creative & media
- Business & professional services

Click [here](#) to view the Q3 Grow London Local Data Release which contains pan-London data.

Lambeth

Number of entrepreneurs helped since launch



13%
Disabled



58%
Female



67%
Ethnic minority

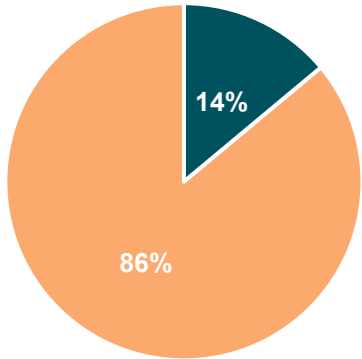
81 > 789

Entrepreneurs
helped **October -
December**

Entrepreneurs
helped **since launch**

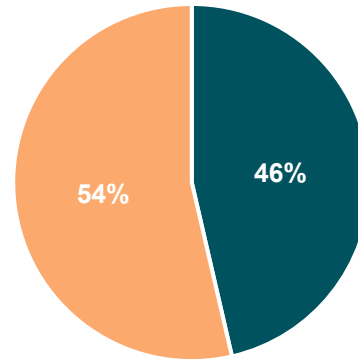
Equalities data of entrepreneurs helped since launch

Digital diagnostic vs In-person



Digital diagnostic
 In-person

Pre-starts vs SMEs



Pre-starts
 SMEs



Top 3 areas of support requested

Marketing
Finance
Planning



Top sectors helped by Grow London Local

Retail, other
Creative & media
Business & professional services

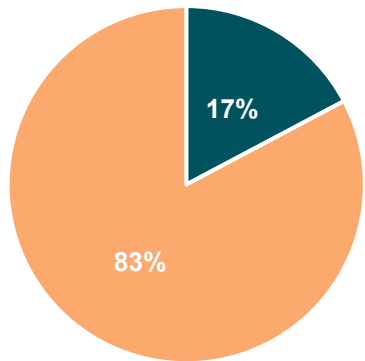
Lewisham

Number of entrepreneurs helped since launch



Equalities data of entrepreneurs helped since launch

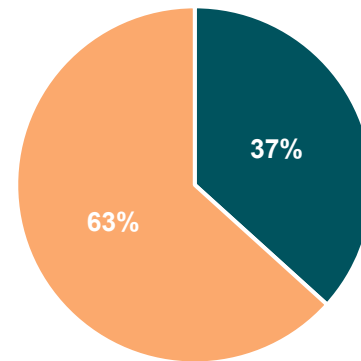
Digital diagnostic vs In-person



Digital diagnostic

In-person

Pre-starts vs SMEs



Pre-starts

SMEs



Top 3 areas of support requested

- Marketing
- Finance
- Planning



Top sectors helped by Grow London Local

- Retail, other
- Creative & media
- Business & professional services

City of London Corporation

Number of entrepreneurs helped since launch



11%
Disabled



50%
Female



65%
Ethnic minority

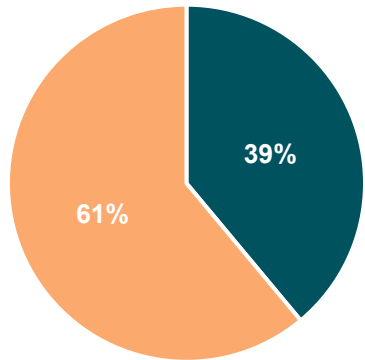
65 > 570

Entrepreneurs
helped **October -
December**

Entrepreneurs
helped **since launch**

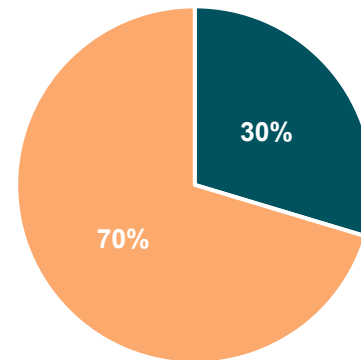
Equalities data of entrepreneurs helped since launch

Digital diagnostic vs In-person



Digital diagnostic
In-person

Pre-starts vs SMEs



Pre-starts
SMEs



Top 3 areas of support requested

Marketing
Finance
Planning



Top sectors helped by Grow London Local

Business & professional services
Creative & media
Retail, other



LOCAL
LONDON

Activity within the region



10% Disabled



54% Female



70% Ethnic minority

*Equalities data of entrepreneurs helped since launch

516

Entrepreneurs helped **October - December**



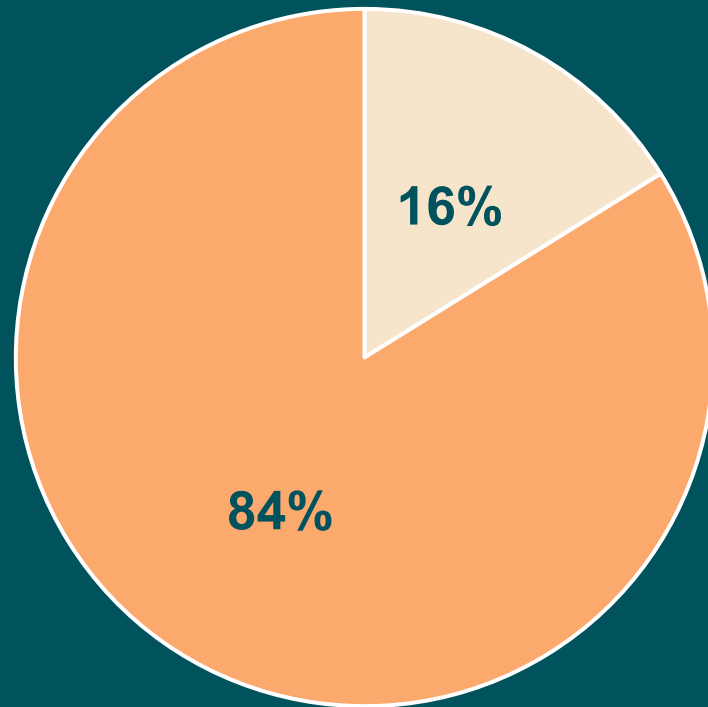
3,428

Entrepreneurs helped **since launch**

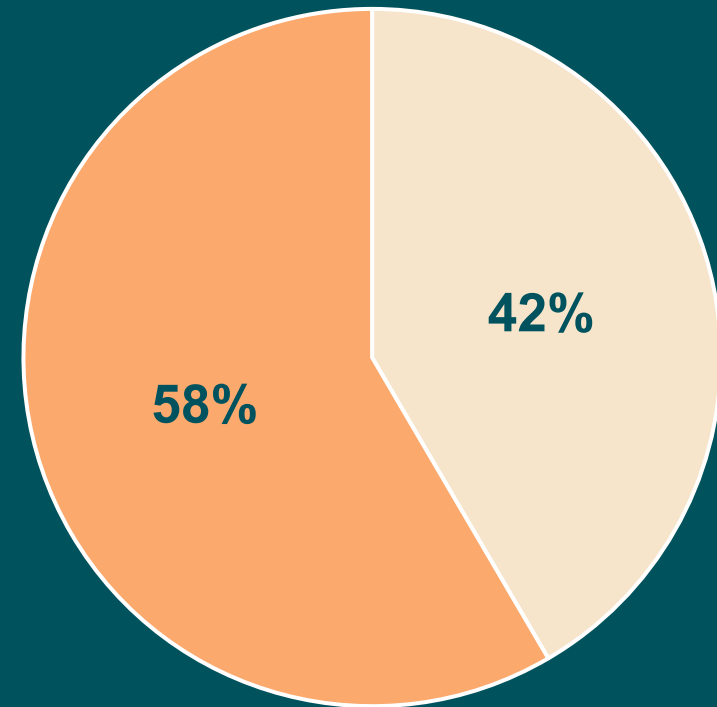
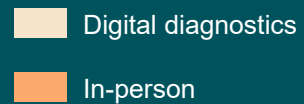


Sunisha Varsani, Regional Manager

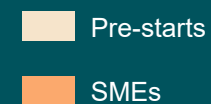
Local London Regional Statistics



Digital diagnostics vs In-person



Pre-start vs SMEs



Activity across Local London



Grow London Local has continued its strong relationship with **Jobcentre Plus** in the region, with the expansion of new locations including Bromley, Woolwich and Bexleyheath starting this quarter.



Hosted six **Coffee Friday** events in the region, providing excellent networking opportunities for participants, with notable guests including Local MP Andrew Rosindell, Havering Council Leader Ray Morgon, Councillor Graham Williamson, and Mayor of Havering Sue Osprey.



We collaborated with the **University of East London** to deliver onsite diagnostic sessions during the Unlocking Tech event, supporting individuals exploring Tech-based business opportunities.



Supported the business centre manager at the **Market Place East Ham** to develop a new website which was previously non-existent. The new website will now showcase all the retailers in the space.



Grow London Local team have been actively attending business events in new areas such as **Ladies Who Latte** (Greenwich) and exhibited at **East London Business Summit** to raise further awareness to new organisations who could benefit from service i.e. **University of Huddersfield**.



Alongside the **University of Greenwich**, we delivered a workshop introducing students to Grow London Local's support services.

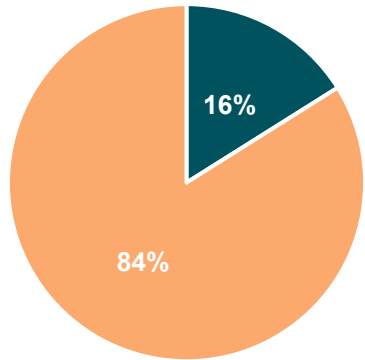
Enfield

Number of entrepreneurs helped since launch



Equalities data of entrepreneurs helped since launch

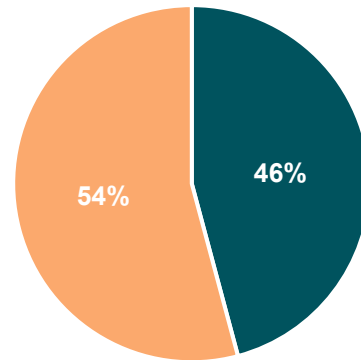
Digital diagnostic vs In-person



Digital diagnostic

In-person

Pre-starts vs SMEs



Pre-starts

SMEs



Top 3 areas of support requested

- Marketing
- Finance
- Planning



Top sectors helped by Grow London Local

- Creative & media
- Business & professional services
- Retail, other

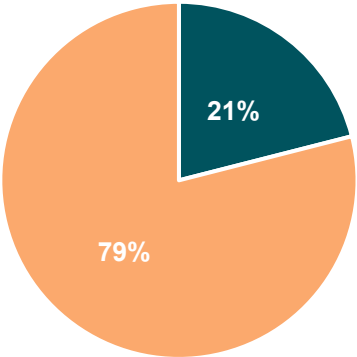
Waltham Forest

Number of entrepreneurs helped since launch



Equalities data of entrepreneurs helped since launch

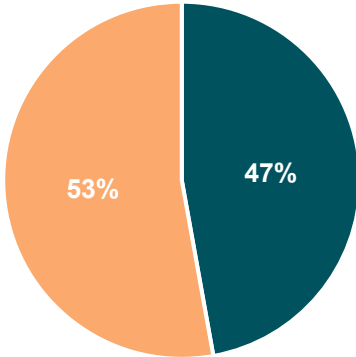
Digital diagnostic vs In-person



Digital diagnostic

In-person

Pre-starts vs SMEs



Pre-starts

SMEs



Top 3 areas of support requested

- Marketing
- Finance
- Digital



Top sectors helped by Grow London Local

- Retail, other
- Creative & media
- Business & professional services

Redbridge

Number of entrepreneurs helped since launch



9%
Disabled



48%
Female



77%
Ethnic minority

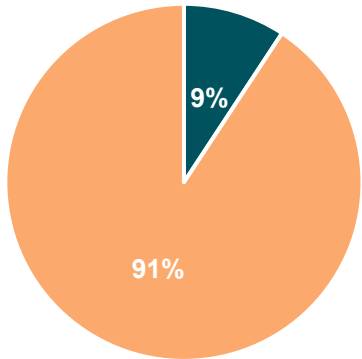
69 > 313



Entrepreneurs
helped **October -
December**

Entrepreneurs
helped **since launch**

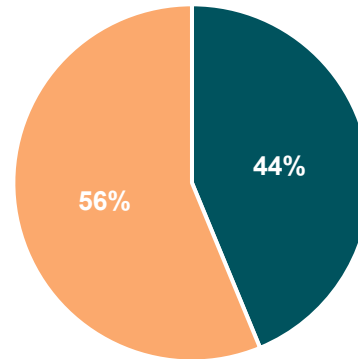
Equalities data of entrepreneurs helped since launch

Digital diagnostic vs In-person



 Digital diagnostic
 In-person

Pre-starts vs SMEs



 Pre-starts
 SMEs



Top 3 areas of support requested

Marketing
Finance
Digital



Top sectors helped by Grow London Local

Business & professional services
Retail, other
Creative & media

Havering

Number of entrepreneurs helped since launch



5%
Disabled



55%
Female



60%
Ethnic minority

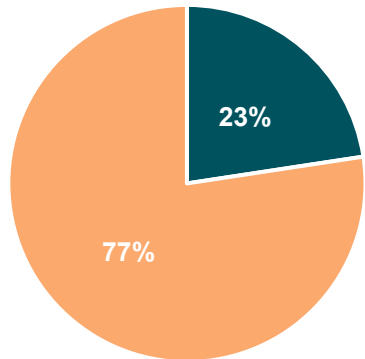
28 > 177

Entrepreneurs
helped **October -
December**

Entrepreneurs
helped **since launch**

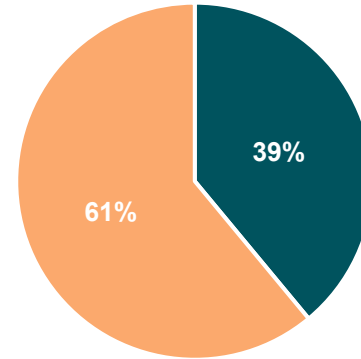
Equalities data of entrepreneurs helped since launch

Digital diagnostic vs In-person



Digital diagnostic
 In-person

Pre-starts vs SMEs



Pre-starts
 SMEs



Top 3 areas of support requested

Marketing
Finance
Digital



Top sectors helped by Grow London Local

Business & professional services
Retail, other
Creative & media

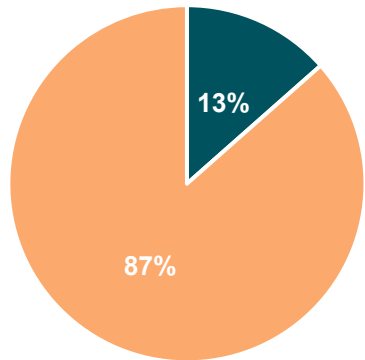
Barking & Dagenham

Number of entrepreneurs helped since launch



Equalities data of entrepreneurs helped since launch

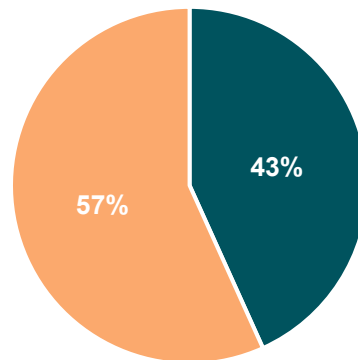
Digital diagnostic vs In-person



Digital diagnostic

In-person

Pre-starts vs SMEs



Pre-starts

SMEs



Top 3 areas of support requested

- Marketing
- Finance
- Digital



Top sectors helped by Grow London Local

- Retail, other
- Business & professional services
- Creative & media

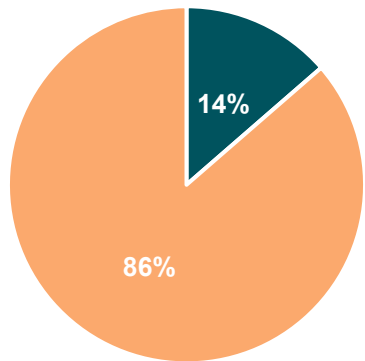
Newham

Number of entrepreneurs helped since launch



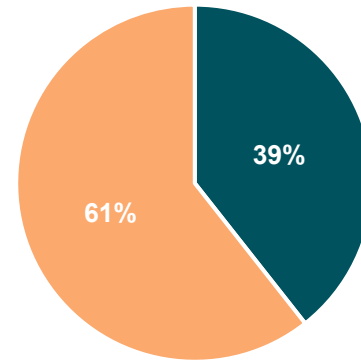
Equalities data of entrepreneurs helped since launch

Digital diagnostic vs In-person



Digital diagnostic
In-person

Pre-starts vs SMEs



Pre-starts
SMEs



Top 3 areas of support requested

- Marketing
- Finance
- Digital



Top sectors helped by Grow London Local

- Retail, other
- Business & professional services
- Creative & media

Greenwich

Number of entrepreneurs helped since launch



13%
Disabled



58%
Female



66%
Ethnic minority

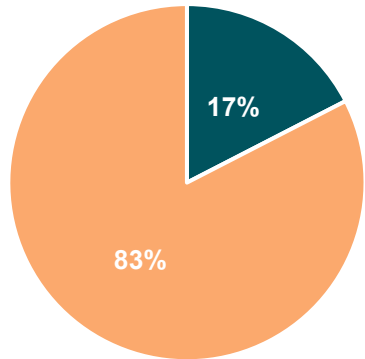
93 > 539

Entrepreneurs
helped **October -
December**

Entrepreneurs
helped **since launch**

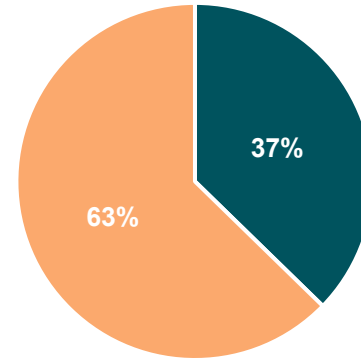
Equalities data of entrepreneurs helped since launch

Digital diagnostic vs In-person



Digital diagnostic
 In-person

Pre-starts vs SMEs



Pre-starts
 SMEs



Top 3 areas of support requested

- Marketing
- Finance
- Planning



Top sectors helped by Grow London Local

- Business & professional services
- Creative & media
- Retail, other

Bexley

Number of entrepreneurs helped since launch



6%
Disabled



55%
Female



68%
Ethnic minority

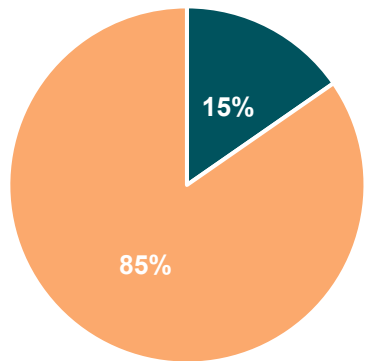
46 > 202



Entrepreneurs
helped **October -
December**

Entrepreneurs
helped **since launch**

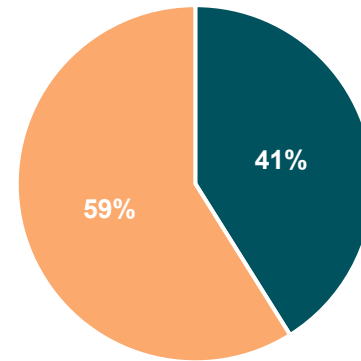
Equalities data of entrepreneurs helped since launch

Digital diagnostic vs In-person



 Digital diagnostic
 In-person

Pre-starts vs SMEs



 Pre-starts
 SMEs



Top 3 areas of support requested

Marketing
Finance
Planning



Top sectors helped by Grow London Local

Business & professional services
Creative & media
Retail, other

Bromley

Number of entrepreneurs helped since launch



11%
Disabled



65%
Female



60%
Ethnic minority

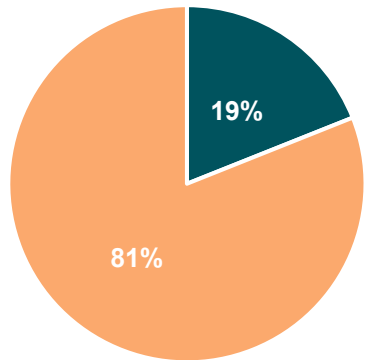
92 > 480

Entrepreneurs
helped **October -
December**

Entrepreneurs
helped **since launch**

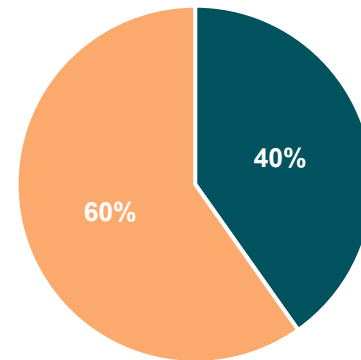
Equalities data of entrepreneurs helped since launch

Digital diagnostic vs In-person



Digital diagnostic
In-person

Pre-starts vs SMEs



Pre-starts
SMEs



Top 3 areas of support requested

Marketing
Finance
Planning



Top sectors helped by Grow London Local

Business & professional services
Retail, other
Creative & media



WEST LONDON ALLIANCE

Activity within the region



11%
Disabled



53%
Female



67%
Ethnic minority

*Equalities data of entrepreneurs helped since launch

399

Entrepreneurs
helped **October -
December**



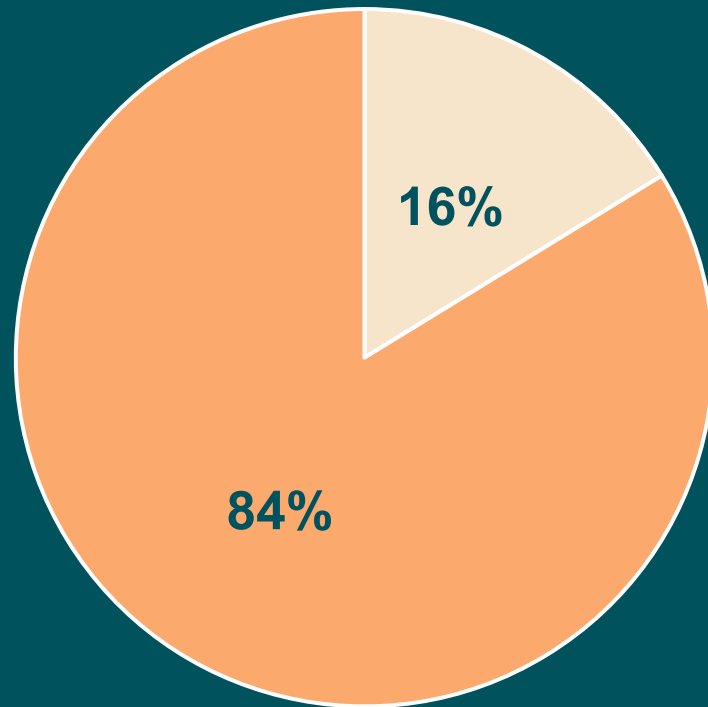
2,953

Entrepreneurs
helped **since launch**

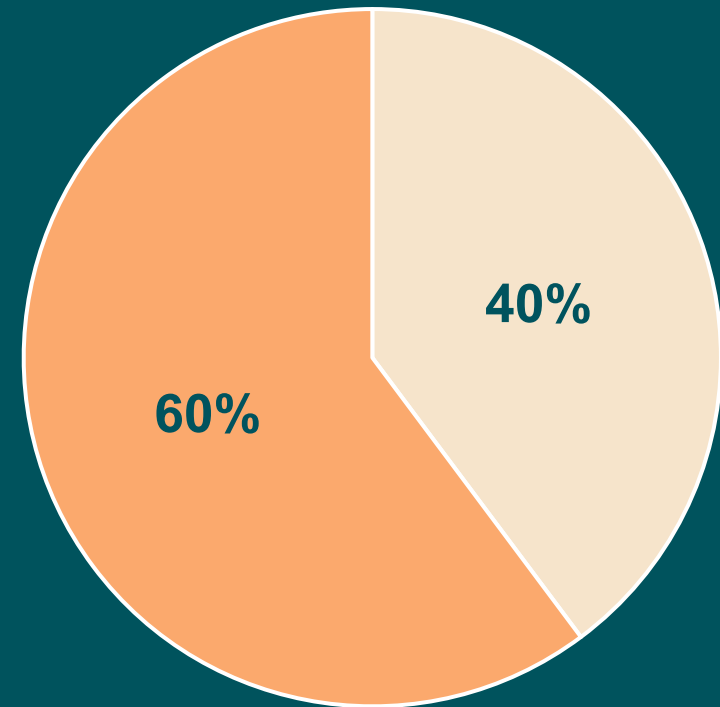
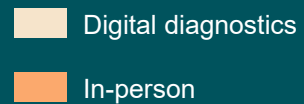


Darya Simanovich, Business Support Manager

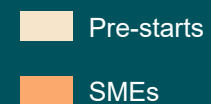
West London Alliance Regional Statistics



Digital diagnostics vs In-person



Pre-start vs SMEs



Activity across West London Alliance



Grow London Local delivered support at several **Jobcentre Plus** "Hubs" including at new locations in Harrow, Brent and Barnet from this quarter. Here we helped dozens of aspiring and existing entrepreneurs to start and grow.



Organised six **Coffee Friday** events across the region this quarter, creating meaningful connections and peer-learning opportunities. Councillor Norman Stevenson was present at one of these events.



Collaborated with **Middlesex University** to establish "Hubs" where students and local residents in Barnet meet directly with a Grow London Local Business Support Manager to access support.



Grow London Local attended various events, such as **Ealing Festival of Business**, **Heathrow Business Summit 2025**, **Harrow Means Business** and **Gradstock Festival 2025** to connect directly with local stakeholders and business owners.



Have been building a consistent collaboration with the **Chiswick Business Network** where Grow London Local delivers in-person diagnostic sessions once a month, ensuring consistent engagement and assistance for local businesses.



We attended **Jobs Fairs** organised by Department for Work and Pensions for West London,) and **Harrow, Richmond and Uxbridge Colleges (HRUC)**; to engage directly with local aspiring and existing business owners.

Hillingdon

Number of entrepreneurs helped since launch



11%
Disabled



45%
Female



78%
Ethnic minority

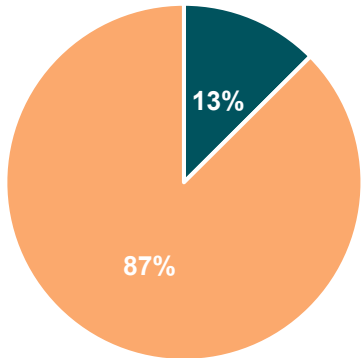
34 ➔ 311

Entrepreneurs
helped **October -
December**

Entrepreneurs
helped **since launch**

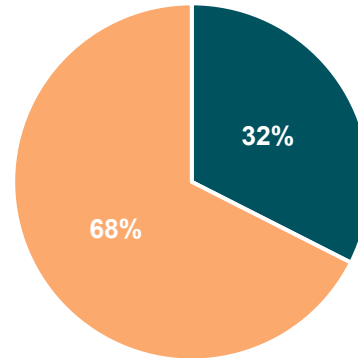
Equalities data of entrepreneurs helped since launch

Digital diagnostic vs In-person



Digital diagnostic
 In-person

Pre-starts vs SMEs



Pre-starts
 SMEs



Top 3 areas of support requested

Marketing
Planning
Finance



Top sectors helped by Grow London Local

Business & professional services
Retail, other
Creative & media

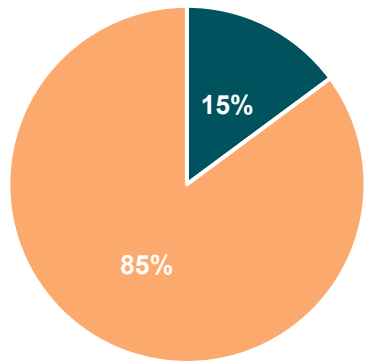
Harrow

Number of entrepreneurs helped since launch



Equalities data of entrepreneurs helped since launch

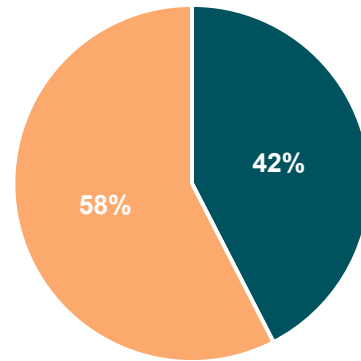
Digital diagnostic vs In-person



Digital diagnostic

In-person

Pre-starts vs SMEs



Pre-starts

SMEs



Top 3 areas of support requested

- Marketing
- Planning
- Finance



Top sectors helped by Grow London Local

- Business & professional services
- Creative & media
- Retail, other

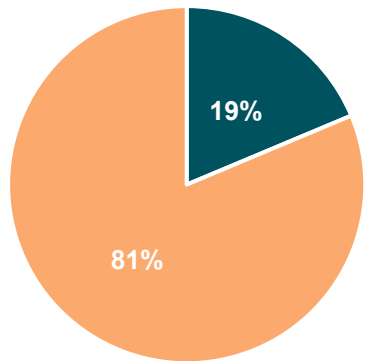
Barnet

Number of entrepreneurs helped since launch



Equalities data of entrepreneurs helped since launch

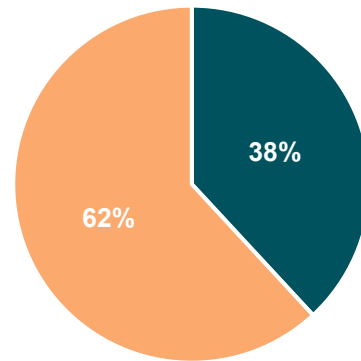
Digital diagnostic vs In-person



Digital diagnostic

In-person

Pre-starts vs SMEs



Pre-starts

SMEs



Top 3 areas of support requested

- Marketing
- Planning
- Finance



Top sectors helped by Grow London Local

- Creative & media
- Business & professional services
- Retail, other

Ealing

Number of entrepreneurs helped since launch



10%
Disabled



54%
Female



66%
Ethnic minority

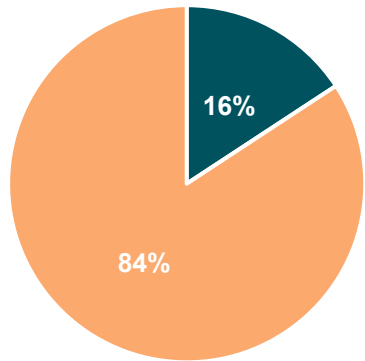
72 → 552



Entrepreneurs
helped **October -
December**

Entrepreneurs
helped **since launch**

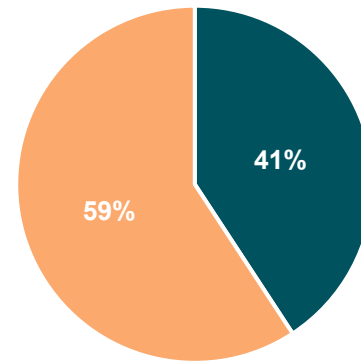
Equalities data of entrepreneurs helped since launch

Digital diagnostic vs In-person



 Digital diagnostic
 In-person

Pre-starts vs SMEs



 Pre-starts
 SMEs



Top 3 areas of support requested

Marketing
Finance
Planning



Top sectors helped by Grow London Local

Business & professional services
Creative & media
Retail, other

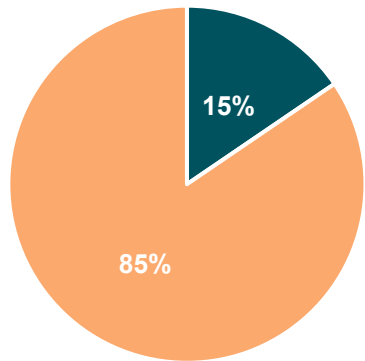
Brent

Number of entrepreneurs helped since launch



Equalities data of entrepreneurs helped since launch

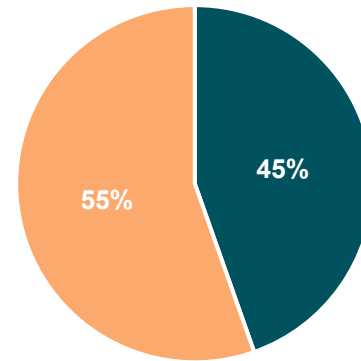
Digital diagnostic vs In-person



Digital diagnostic

In-person

Pre-starts vs SMEs



Pre-starts

SMEs



Top 3 areas of support requested

- Marketing
- Planning
- Finance



Top sectors helped by Grow London Local

- Retail, other
- Business & professional services
- Creative & media

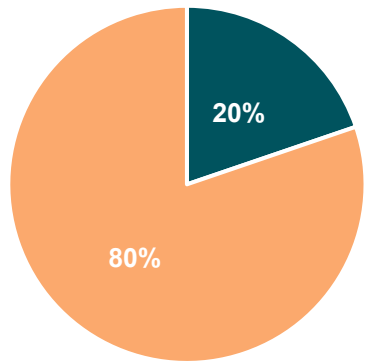
Hammersmith and Fulham

Number of entrepreneurs helped since launch



Equalities data of entrepreneurs helped since launch

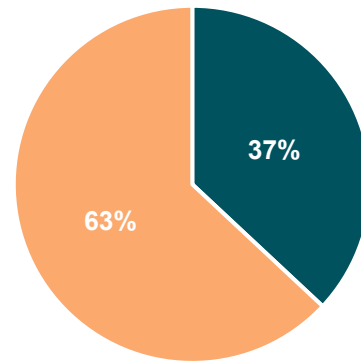
Digital diagnostic vs In-person



Digital diagnostic

In-person

Pre-starts vs SMEs



Pre-starts

SMEs



Top 3 areas of support requested

- Marketing
- Finance
- Planning



Top sectors helped by Grow London Local

- Business & professional services
- Creative & media
- Retail, other

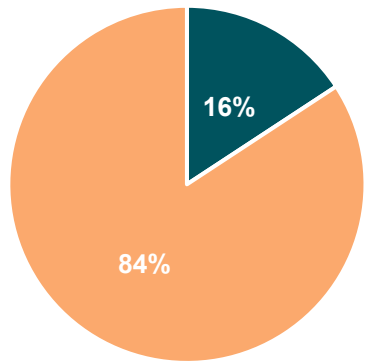
Hounslow

Number of entrepreneurs helped since launch



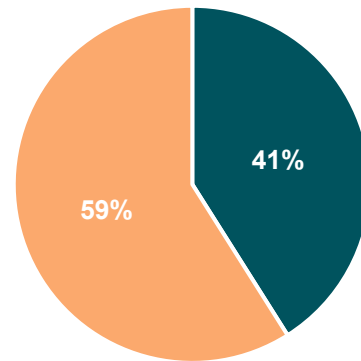
Equalities data of entrepreneurs helped since launch

Digital diagnostic vs In-person



Digital diagnostic
In-person

Pre-starts vs SMEs



Pre-starts
SMEs



Top 3 areas of support requested

- Marketing
- Planning
- Finance



Top sectors helped by Grow London Local

- Business & professional services
- Creative & media
- Retail, other

GROW  **LOCAL**
LONDON

**THANK
YOU**